

QuietTest Twin Blower Ventilator

(For Ceiling Use)

MODEL: QT500

DESCRIPTION

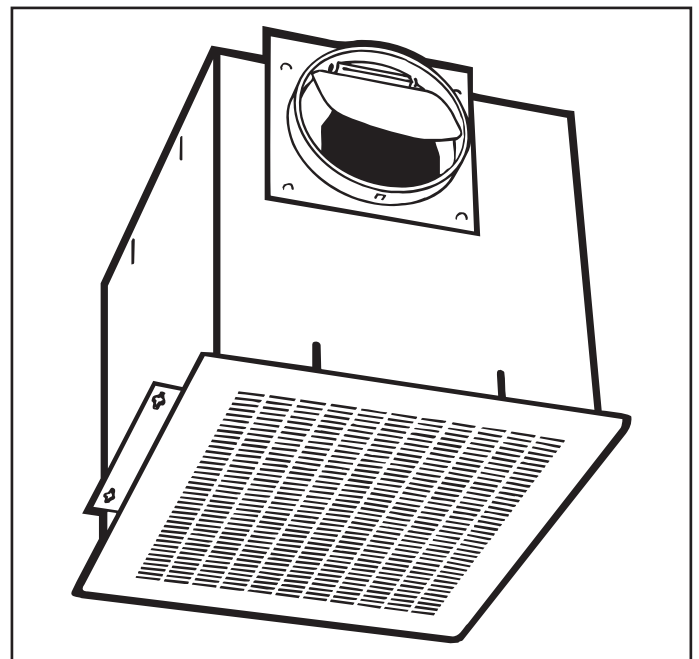
- Large capacity NuTone QuietTest ventilation unit for light commercial or large residential settings. Also for in-line use as part of a central ventilation system.
- Corrosion resistant galvanized steel fan housing is lined with sound-deadening foam for quiet operation.
- Motor and twin blowers dynamically balanced for smooth, quiet operation.
- Vents horizontally or vertically with 7" round duct. Duct collar with quiet backdraft damper included.
- Slots on housing sides provide alternative mounting methods.
- Wiring knockouts located on the top and back of the housing.
- NuTone wall switch sold separately.
- Refer to NuTone's catalog for a complete line of accessories to effectively adapt this fan to your construction requirements.

DESIGN FEATURES

- Air Delivery:** **Vented Horizontally:** 480 CFM (227 L/s) at .1"(25 Pa) S.P.
Vented Vertically: 460 CFM (217 L/s) at .1"(25 Pa) S.P.
- Sound Level:** **Vented Horizontally:** 4.5 Sones.
Vented Vertically: 5.0 Sones.
- Dimensions:** **Housing:** 14⁵/₁₆" L x 15⁷/₁₆" W x 14⁷/₁₆" D.
Grille: 15¹/₂" L x 17¹/₈" W.
- Material & Finish:** **Housing:** .033 (20 gauge) galvanized steel with sound-deadening foam lining.
Grille: .0279 (22 gauge) cold rolled steel with white baked enamel finish.
- Motor:** 1/11 H.P., 6 Pole Type P.S.C., 1050 RPM, 1.4 amps at 120v, 60 Hz. Rated for continuous duty.
- Blower Wheel:** One (1) 1/2" bore steel blower: ccw. 7⁴³/₆₄" O.D. x 4" deep.
- Duct Size:** 7" round. Duct collar with damper included.

INSTALLATION

- Not for use in kitchens.
- Unit is designed for optional mounting methods in a ceiling application utilizing slotted mounting brackets.
- Grille attaches with screws.
- Controls purchased separately.
- Installation Instructions are provided with each unit.



ARCHITECT'S SPECIFICATIONS

Blower Ventilator shall be NuTone Model QT500 as manufactured by NuTone according to listed specifications. Unit shall ventilate 480 CFM vented horizontally or 460 CFM vented vertically at .1" S.P. at a sound level rating of 4.5 sones vented horizontally or 5.0 sones vented vertically.

Housing shall be 14⁵/₁₆" long x 15⁷/₁₆" wide x 14⁷/₁₆" deep and shall connect to 7" round duct.



CERTIFIED TEST DATA

HVI-2100 CERTIFIED RATINGS comply with new testing technologies and procedures prescribed by the Home Ventilating Institute, for off-the-shelf products, as they are available to consumers. Product performance is rated at 0.1 in. static pressure, based on tests conducted in AMCA's state-of-the-art test laboratory. Sones are a measure of humanly-perceived loudness, based on laboratory measurements. This NuTone model is listed by Underwriters' Laboratories Inc. and Certified by the Canadian Standards Association (CSA.)

The air delivery of a ventilating system may be determined by:

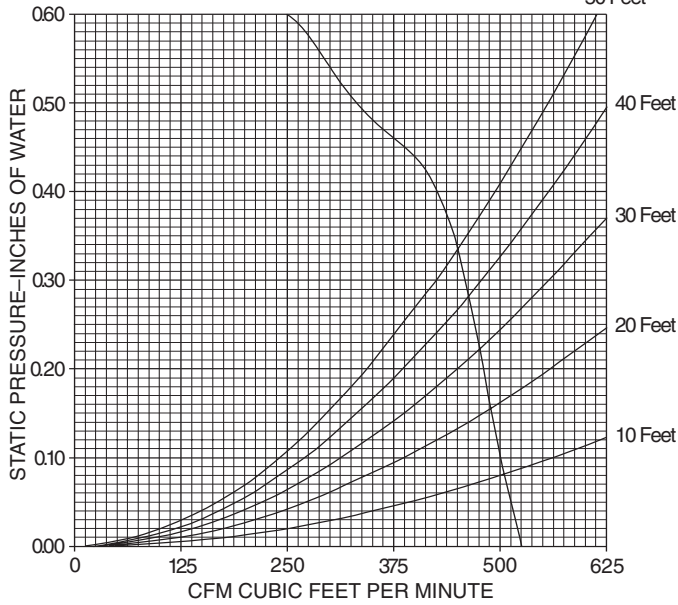
1. Determine the equivalent duct length for each 90 degree elbow by adding one foot of duct length for each inch of duct diameter, i.e., a 4 inch diameter duct elbow equals 4 feet equivalent duct length and an 8 inch diameter duct elbow equals 8 feet equivalent duct length.
2. Add the total straight length of duct and the equivalent

length for each elbow to obtain the total equivalent duct length.

3. Locate the intersection of the fan performance curve and the total equivalent duct length curves and draw a vertical line down to the CFM scale and read the system air performance.

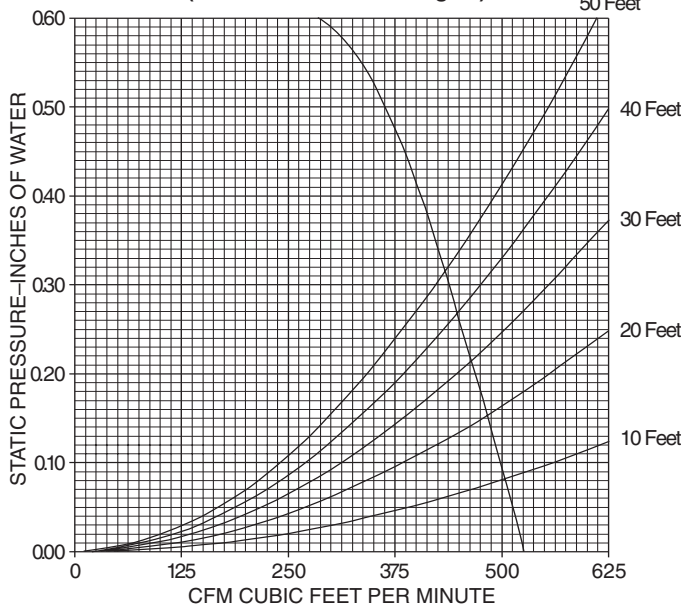
(NOTE: 3¼" x 10" duct equals 6 inch diameter duct.)

AIR PERFORMANCE CURVE – Horizontal
(7 In. Duct to 10 Foot Lengths)



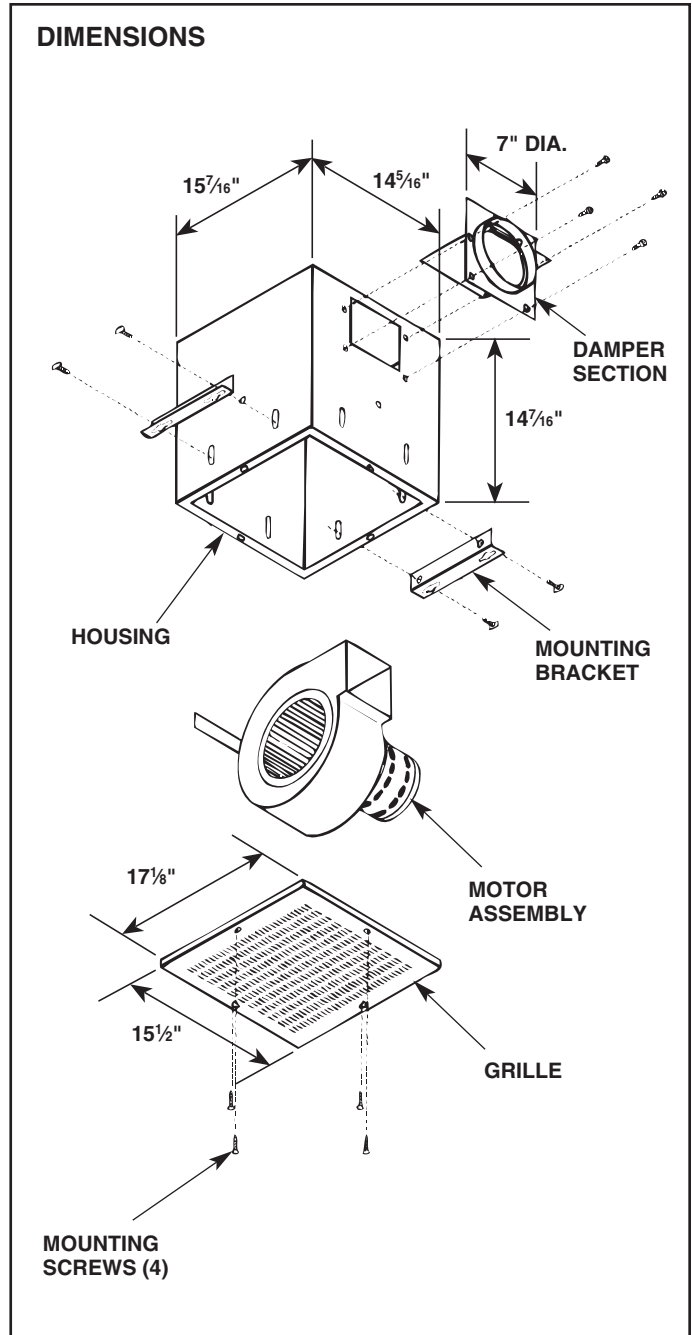
STATIC PRESSURE INCHES OF WATER	0.05	0.1	0.15	0.2	0.25	0.3	0.35	0.4	0.45
CFM	514	498	485	478	470	460	442	425	382

AIR PERFORMANCE CURVE – Vertical
(7 In. Duct to 10 Foot Lengths)



STATIC PRESSURE INCHES OF WATER	0.05	0.1	0.15	0.2	0.25	0.3	0.35	0.4	0.45
CFM	510	495	480	465	450	435	420	400	386

DIMENSIONS



Product specifications subject to change without notice.